



UNIT 31 | SESSION 5

JESUS SUFFERED FOR US

PHILIPPIANS 2

CHRIST CONNECTION:

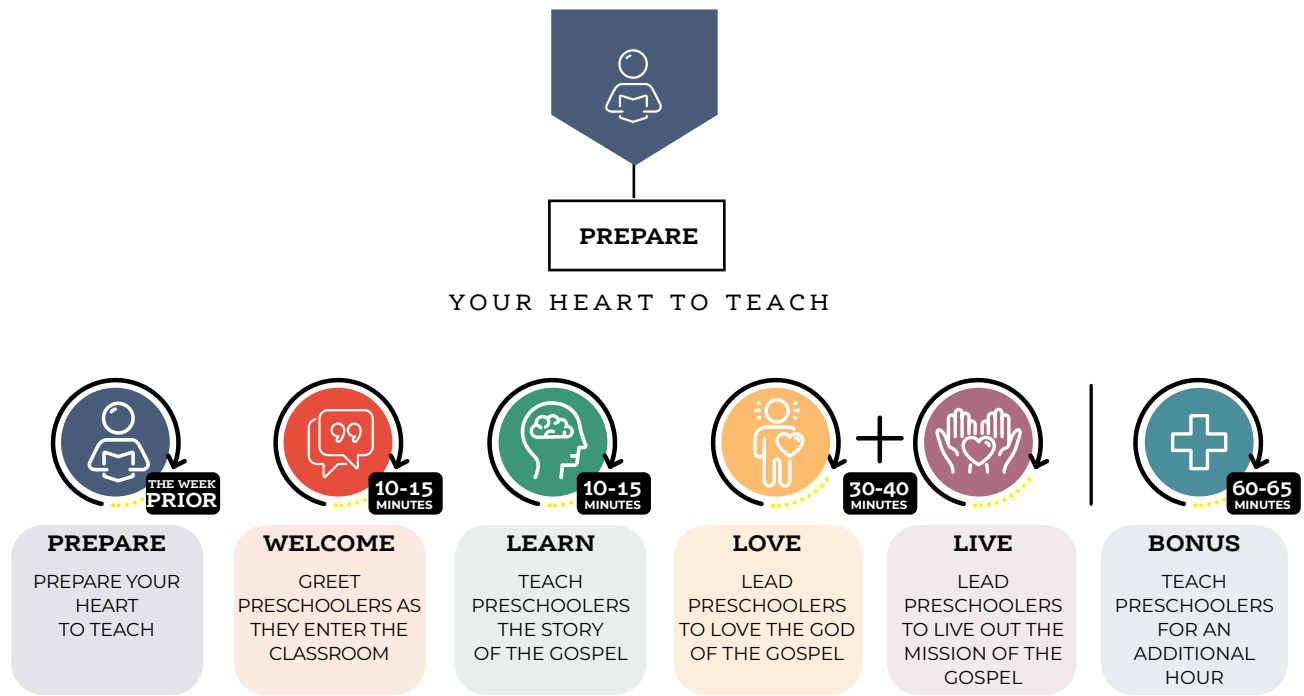
Jesus came to earth. He died on the cross to rescue people from their sins. Jesus rose from the dead and is alive! Everyone who trusts in Jesus has forgiveness and life with God forever.

BIG PICTURE QUESTION:

Why did Jesus become a person? Jesus became a person to rescue sinners.

KEY PASSAGE PHRASE:

Jesus took our punishment. Isaiah 53:5



LEADER Bible Study

In Philippians 2, the apostle Paul expounds upon Christ's humility and its implications for how we live and interact with others. Though we may struggle with the paradox of His infinite power and meekness, Christ's humility serves as the truest example for us to follow as we adopt His attitude so that the world may confess Jesus as Lord.

How does Christ's humility encourage us to follow in His steps? How can we joyfully demonstrate Jesus' sacrificial mindset?

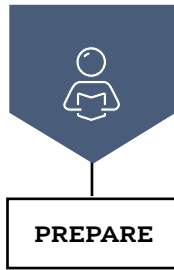
The sufferings of Jesus were rooted in humility as He sought not what was best for Himself, but rather what was for the good of sinful people. His obedience to deny Himself and seek the Father's will demonstrates the same mindset we should have toward one another. The love Christ has shown us through His humble death exhorts us to show this same love to others, trusting that God will use our humble efforts to shine like stars in a dark world. As followers of Christ, we seek to emulate His self-sacrifice, trusting that God is glorified through it and that we, who are in Christ, will one day be exalted with Him. (1 Peter 5:6) Yet as Paul reminds us, we remember that it is God working in us to help us have the desire and the ability to conform more into the image of Christ. (Phil. 2:13)

While being willing to humbly put another's needs above ours does not come easy, we can look to Jesus who for the joy set before Him endured the cross—knowing that His sacrificial death would mean everlasting life for us. Though it may seem like rejoicing has no place in humble self-sacrifice, Paul wanted us to see that this fruit of the Spirit is ours for the taking when our eyes are set on Jesus.

Help your kids see that we can find encouragement in Christ's story, just as the early church did. The reality of Jesus' suffering helps us live humbly so that we can exalt His name and will above our own. Just as Christ did not begrudgingly take to the cross, so, too, are we to walk in obedient sacrifice, knowing that our hope is not in vain. He rescued us through His own suffering that we might find His strength amidst our lack. When we trust in Him, we find new life and the forgiveness we need.

DOCTRINE TO KNOW

Christ's Humiliation: God the Son left His glorious state and came in the likeness of sinful flesh. He experienced a humiliating death on a cross to rescue sinners. (2 Cor. 5:21)



YOUR HEART TO TEACH

GATHER Supplies

Keep a supply of the following items available during all teaching sessions: Allergy Alert, Bibles, washable markers, crayons, scissors (adult use), blunt-tipped scissors, construction paper, copy paper, glue sticks, glue, tape, baby dolls, blocks, play dough, and a beanbag.



WELCOME

Arrange blocks on a cross

- ☐ various building blocks
- ☐ Big Picture Question Poster
- ☐ painter's tape



LEARN

Introduce the Bible story

- ☐ bulletin board paper, cut into a large cross shape
- ☐ star stickers

Learn and practice the key passage phrase

- ☐ rhythm instruments, 1 per child



LOVE

Write letters to friends

- ☐ blank note cards
- ☐ stationery paper
- ☐ stickers
- ☐ envelopes
- ☐ shoebox with lid
- ☐ adult scissors or box cutter (adult use only)

Dress in Bible-times clothing and deliver Bibles

- ☐ Bible dress-up clothing, or
- ☐ colored adult-size T-shirts
- ☐ strips of cloth for belts
- ☐ messenger bag or tote bag
- ☐ small Bibles



LIVE

Wrap yarn around wooden crosses

- ☐ large craft sticks
- ☐ craft glue
- ☐ colored yarn
- ☐ Key Passage Phrase Marker, 1 per child

Snack and transition

- ☐ snacks
- ☐ Activity Page, 1 per child
- ☐ Big Picture Cards For Families, 1 per child



BONUS

Worship with singing and dancing

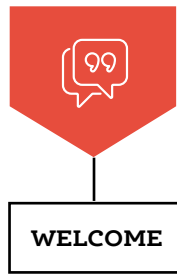
- ☐ worship song of your choice

Hunt for stars

- ☐ large star stickers, 1 per child
- ☐ flashlights, 1 per child

Write words with letter tiles

- ☐ large wooden letter tiles or alphabet blocks
- ☐ index card



Provide as many learning activities as possible from the Love and Live sections to give preschoolers choices to learn. Incorporate the Bible story, the Christ connection, and key passage phrase in your conversations as the preschoolers engage in learning activities throughout the session.

WELCOME

Use the following activity to greet children as they enter the classroom. Talk about the big picture question and answer. After each child completes the welcome activity, encourage him to participate in the activities provided from the Love and Live sections of the leader guide.

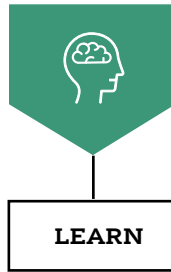
ARRANGE BLOCKS ON A CROSS

Make a large, simple cross by crossing two long pieces of painter's tape on a table. The cross should extend the entire length of the table. Lay blocks on the tabletop next to the cross and display the big picture question poster near the table. As the children arrive, show them the table with the blocks. Guide children to work together to lay the blocks along the tape lines of the cross creating a cross out of the provided blocks on the table. As children place the blocks on the cross' lines, remind them that Jesus died on a cross. Point to the big picture question poster and read it to the children several times as they place blocks.

SAY “ Welcome, friends. It’s going to be a great day today learning some new things about Jesus. We have been talking about Jesus and many people who told others about Jesus. Some of these people were even put in jail for teaching about Jesus. This is what happened to a man named Paul in today’s Bible story. Our big picture question asks, **Why did Jesus become a person?** The answer is, **Jesus became a person to rescue sinners.** Paul wrote letters from prison to some of his friends saying the same thing that our big picture question and answer says. He told them that Jesus came to earth and obeyed God’s plan by dying on a cross. ”

Transition from **WELCOME** to **LEARN**





THE STORY OF THE GOSPEL

LEARN the Bible Story

1 INTRODUCE THE BIBLE STORY

Tape a large paper cross to a focal wall in the group time area. Invite children to join you. As children arrive, give them several star stickers and prompt them to stick them onto the cross. When children are finished with their stickers, guide them to be seated.

SAY “What kinds of stickers did you put on the cross? [Give children time to answer.] Yes, star stickers! In our Bible story today, we are going to hear about a letter that Paul wrote to some of his friends. Paul told his friends that when you follow Jesus, you will shine like stars. Listen carefully for when I say the phrase, ‘You will shine like stars.’ ”

2 TELL THE BIBLE STORY

Open your Bible to Philippians 2:1-18 and tell the following Bible story.

JESUS SUFFERED FOR US

SAY “Paul, a follower of Jesus, was living in Rome. He had been arrested and put in prison because he taught people about Jesus and said Jesus had risen from the dead.

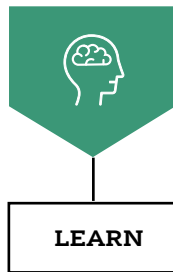
Other followers of Jesus visited Paul in prison or sent him gifts. He wrote them a letter to thank his friends in Philippi. In his letter, Paul told them to love people like Jesus did.

He wrote, “Have the same attitude as Jesus. Jesus is God. He came to earth as a man. He obeyed God’s plan by dying on a cross.

“This is why God honored Jesus. Everyone everywhere will bow down to Him. And everyone will know and say that Jesus is Lord. This brings glory to God the Father.”

Jesus was hurt and died for us. Then He rose from the dead. Jesus is alive! Because of Jesus, we must follow and obey God. God is changing us to be like Jesus. Paul wrote, “Do everything without complaining and fighting. You are children of God in a dark world. When you follow Jesus, you will shine like stars.” ”

Christ Connection: Jesus came to earth. He died on the cross to rescue people from their sins. Jesus rose from the dead and is alive! Everyone who trusts in Jesus has forgiveness and life with God forever.



THE STORY OF THE GOSPEL

3 REVIEW THE BIBLE STORY

Tell the children that you are going to ask several questions about the Bible story. If they know the answer, they should stand up, walk to the cross, and touch it with one hand. Then call on one of the children who touches the cross to answer. Questions to use: Who was living in Rome? Paul was arrested and put where? Why was Paul in prison? What did Paul send to his friends in Philippi? Paul said that we should have the same attitude as whom? Who was hurt and died for us? Who rose from the dead? When we follow Jesus, what will we shine like?

SAY “Paul was arrested and put in prison. He wrote a letter to his friends and told them to love people like Jesus did. Jesus came to earth. He died on the cross to rescue people from their sins. Jesus rose from the dead and is alive! Everyone who trusts in Jesus has forgiveness and life with God forever.”

4 SING A SONG

Sing the song to the familiar tune of “If You’re Happy and You Know It.”

“Jesus came to rescue people from their sin. (Sing 2 times.)
Jesus came to rescue people when He died and rose again.
Jesus came to rescue people from their sin.”

5 LEARN AND PRACTICE THE KEY PASSAGE PHRASE

Place the key passage phrase marker at Isaiah 53:5. Invite a child to open your Bible to the key passage, to remove the marker, and to give it to you. Read the key passage phrase aloud. Distribute instruments and guide children to say the phrase as they play their instruments on each syllable of the phrase.

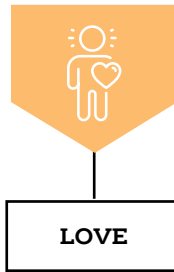
SAY “The key passage phrase tells us that Jesus took the punishment for our sins. This is what Paul wrote to his friends. He told them to love like Jesus and to have the same attitude as Jesus. Jesus is God. He came to earth as a man and obeyed God’s plan by dying on a cross.”

6 PRAY

Pray and ask God to help us to obey and follow God so that we can be more like Jesus.

Transition from **LEARN** to **LOVE**





THE GOD OF THE GOSPEL

LOVE God because of what we learned

1 **TOSS A BEANBAG ON LETTER J**



Using masking tape, make a large letter J on the floor. Make a straight line on the floor 3-4 feet away from the letter J. Invite children to line up behind the straight line. Give the first child the beanbag and challenge him to toss it and to try to land it on the J. As children toss the beanbag, prompt him to answer the question, “How can you love people like Jesus does?” (Be nice to others, share with others, do not complain, do not fight, etc.)

SAY “Paul wrote a letter to people in the church at Philippi and told them to love people like Jesus did. What are some of the ways that we thought of to love people like Jesus did? [Give children time to answer.] Jesus came to earth. He died on the cross to rescue people from their sin. Jesus rose from the dead and is alive! Everyone who trusts in Jesus has forgiveness and life with God forever.”

2 **WRITE LETTERS TO FRIENDS**

BEFORE the session, make a classroom “mailbox” by cutting a slot in the top of the shoebox that is large enough for an envelope to pass through. Place stationery, note cards, envelopes, stickers, and markers on a table. Invite children to “write” letters on note cards and stationery with markers. Demonstrate how to put note cards and stationery pages into the envelopes and then to seal them. Encourage children to “stamp” their letters with stickers. Help by writing the child’s friend’s name on the outside of the envelope. Direct children to put their letters into the shoebox mailbox.

SAY “Did you mail your letters to your friends? Paul mailed a thank-you letter to his friends. He told them to love people like Jesus did. Paul said to do everything without complaining and fighting. He also wrote that when you follow Jesus, you will shine like stars.”

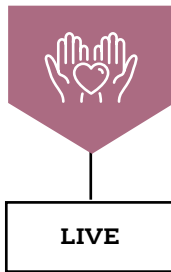
3 **DRESS IN BIBLE TIMES CLOTHING AND DELIVER BIBLES**

Lay Bible times clothing or large T-shirts and cloth belts on a tabletop. Place several child-size Bibles and a bag next to the dress-up clothing. Invite a child to select an item of clothing so she can dress like someone who lived during Bible times. Help the child to put on a clothing item. Place a Bible into a messenger bag. Prompt her to walk to another child in the room and give that child the Bible.

SAY “You delivered good news to your friends. Paul was a follower of Jesus who lived a long time ago. He was in prison in Rome because he taught people about Jesus and said Jesus had risen from the dead. He sent good news letters to his friends. He said thank you for sending gifts. He also told the people that God is changing us to be like Jesus. Everyone who trusts in Jesus has forgiveness and life with God forever.”

Transition from **LOVE** to **LIVE**





THE MISSION OF THE GOSPEL

LIVE for God out of love

1 **WRAP YARN AROUND WOODEN CROSSES**

Make a cross for each child by gluing two craft sticks together in the shape of a cross. Allow sticks to dry for several minutes. Distribute crosses to the children and a 2-foot piece of yarn. Tape one end of the yarn to the cross. Guide children to wrap the yarn around their crosses. As children work, read the key passage aloud. When the children are finished, tape the other end of the yarn to their cross. Send a copy of the key passage marker home with each child.

SAY “ Our key passage phrase says, ‘Jesus took our punishment. Isaiah 53:5.’ This is what Paul told his friends in his letter. Jesus was hurt and died for us. Then He rose from the dead and is alive! Everyone who trusts in Jesus has forgiveness and life with God forever. ”

2 **MISSIONS ACTIVITY**



Suggest that preschoolers sit in a circle to play a friendship game to get to know their friends better. Lead a preschooler to tell one fact about herself, such as her favorite color, favorite toy, kind of pet she has, favorite place to visit, and so forth. When she names her fact, everyone in the group with that same favorite item should stand up and say, “That’s me!” The child who named the fact chooses a person standing to name a fact about himself for the next round.

SAY “ We learned so many new things about our friends! People make friends with others so they can tell them about Jesus. I am so thankful for missionaries in Germany like Casey and Amy Jones and people who go on mission trips and make friendships with people living there and tell them about Jesus. Say our big picture question and answer with me: **Why did Jesus become a person? Jesus became a person to rescue sinners.** ”

3 **SNACK AND TRANSITION**



Post an allergy alert. Serve the snack. As children eat, review and talk about the Bible story. When children finish their snack, lead them to complete the activity page. As they work, continue talking about the Bible story and emphasize the Christ connection.

SAY “ Jesus came to earth. He died on the cross to rescue people from their sins. Jesus rose from the dead and is alive! Everyone who trusts in Jesus has forgiveness and life with God forever. ”

Remember to communicate helpful information to the bonus teaching hour leaders. If parents are picking up children at this time, tell them something their child did well during the session. Distribute the big picture cards for families. Encourage parents to engage with the family discussion starters and family activities during the week.



BONUS

TEACHING HOUR

BONUS Teaching Hour Group Time

1 WORSHIP WITH SINGING AND DANCING

Play some upbeat and familiar children's worship music and invite children to dance to the group time area. As the children arrive, invite them to sing the song that is playing while they continue dancing. When the song has finished, invite the children to be seated. Thank the children for worshipping God with you.

2 TALK ABOUT THE BIBLE STORY

Open the Bible to Philippians 2:1-18. Use the summarized points below to talk about the Bible story.

JESUS SUFFERED FOR US

- Paul wrote a letter to his friends in Philippi. Paul was in prison because he told people about Jesus.
- Paul wrote, "Be like Jesus. Jesus is God. He came to earth as a man. He did what God wanted by dying on a cross. One day, everyone everywhere will bow down to Jesus and honor Him. Everyone will know and say that Jesus is Lord."
- Jesus was hurt and died for us. But now Jesus is alive! Because of Jesus, we can follow and obey God. He will help us be like Jesus.
- Paul said, "You are children of God in a dark world. When you follow Jesus, you will shine like stars."

3 SING A SONG

Sing the song below to the tune of "If You're Happy and You Know It."

"Jesus came to rescue people from their sin. (Sing 2 times.)

Jesus came to rescue people when He died and rose again.

Jesus came to rescue people from their sin."

4 SAY THE KEY PASSAGE PHRASE

Place the key passage phrase marker at Isaiah 53:5. Invite a child to open your Bible to the key passage and to give you the marker. Read the key passage phrase aloud. Invite children to stand up and to reach for the stars in the sky as they say the phrase in a high voice. Then guide children to sit really low on the ground and to say the phrase in a low voice.

5 PRAY

Say a prayer praising God for sending Jesus to earth to rescue people from their sins. Ask God to help us shine like stars for the world to see.



BONUS

TEACHING HOUR

BONUS Teaching Hour Activities

6 ARRANGE CROSS PIECES



Cut different colors of construction paper into strips of various lengths, all about one inch thick. Distribute a full, uncut sheet of construction paper to each child. Show a child the strips of paper and guide her to select and arrange strips on her paper to create a cross shape. When the child has finished her cross picture, prompt her to glue her cross to her sheet of paper with a glue stick. Then, write the key passage phrase on her piece of paper.

SAY “ Let’s see your cross pictures. What colors did you use? Your cross pictures remind me that Jesus came to earth. He died on the cross to rescue people from their sins. That is what our key passage says, ‘Jesus took our punishment. Isaiah 53:5.’ Then, Jesus rose from the dead and is now alive! Everyone who trusts in Jesus has forgiveness and life with God forever. ”

7 HUNT FOR STARS

Invite children to sit in a circle with their eyes closed. Without removing the backing, hide one sticker per child around the room in plain view at child’s level. Distribute lit flashlights to the children and dim the lights. Invite the children to use their flashlights and to each find one star. Once they find a star, direct them to bring it to you. When preschoolers find all the stars, play another round of the game if time allows.

SAY “ Paul wrote to his friends at the church in Philippi and told them to love people like Jesus did. He also said to his friends, ‘You are children of God in a dark world. When you follow Jesus, you will shine like stars.’ [Stick a star sticker on each child’s shirt.] ”

8 WRITE WORDS WITH LETTER TILES

Write these words in capital letters on index cards, writing only one word per card: JESUS, EARTH, CROSS, SINS, ALIVE, GOD. Spread out letter tiles on a table so that each letter can be easily seen. (For younger children, only put out the letter tiles that are in the words on the cards.) Invite a child to select a card with a word on it. Read the word aloud and help the child to find the letter tiles that spell out that word.

SAY “ Jesus came to earth. He died on the cross to rescue people from their sins. Jesus rose from the dead and is alive! Everyone who trusts in Jesus has forgiveness and life with God forever. ”

Release preschoolers to parents according to your church’s security procedure. Tell them something that their child enjoyed doing or did well during the session.